

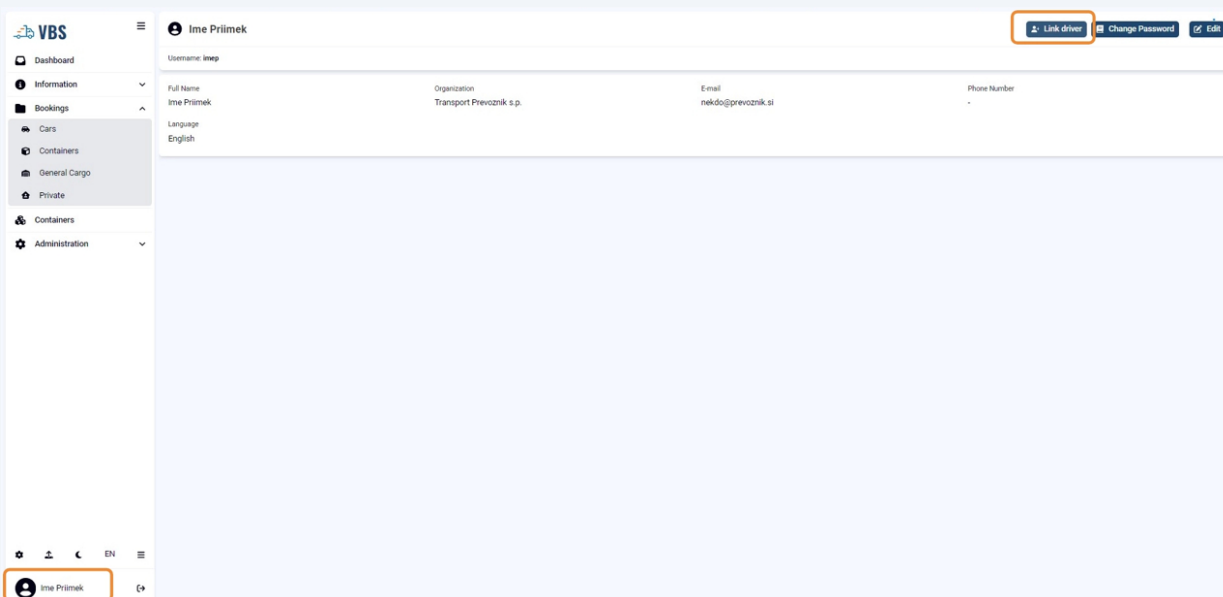


The **"Link Driver"** function is intended for drivers who hold a valid annual permits. By using this function, the driver can link their permit to their user account. This step is required for drivers who wish to receive notifications through the VBS mobile application.

Link Driver - first option

1

The first option to link a driver is available in the user account details. By clicking on their name, the user opens their account information, where they can perform the **"Link Driver"** function. A new window opens, allowing the user to select the driver permit they wish to link to their user account and confirm the selection.





Link Driver - second option

2

The second option is for the organization's administrator to open the user details from the user list, where the **"Link Driver"** function is available.

Containers

Administration

My Organization

E-mail
masa.batagelj@actual-it.si

Telephone
-

Country

Users (2) Drivers (1) Fleet (7) Hauliers (0)

+

User name	Full name	Mobile number
imep	imep	
usert	usert	

1

Language *	Organization *	Full Name *	Email *	Driver *
English	Transport Prevoznik s.p.	Ime Priimek	nekdo@prevoznik.si	false
Full Name *	Organization *	Email *		
Ime Priimek	Transport Prevoznik s.p.	nekdo@prevoznik.si		
Language *	Organization Admin	Active		
English	✓	✓		

Link Driver - third option

3

The third option is for the user to link their user account to the driver permit via the VBS mobile application.

< Booking Details - Cars | 🔔 16 | ☰

#6000350 In Port PIN: A4785

Organization
Transport Prevoznik s.p.

Responsible Haulier
Transport Prevoznik s.p.

Actual Haulier
Transport Prevoznik s.p. ▼

Time From
09/Jun 13:00

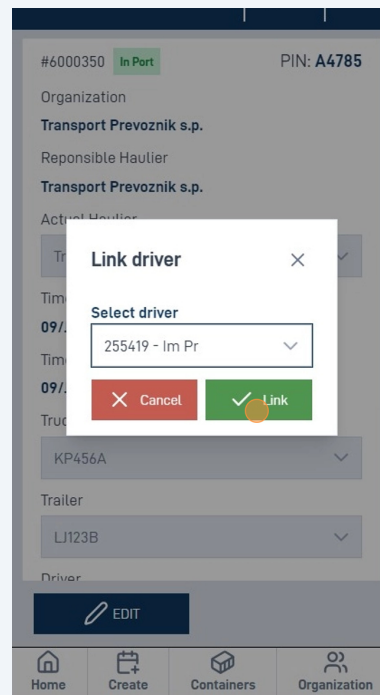
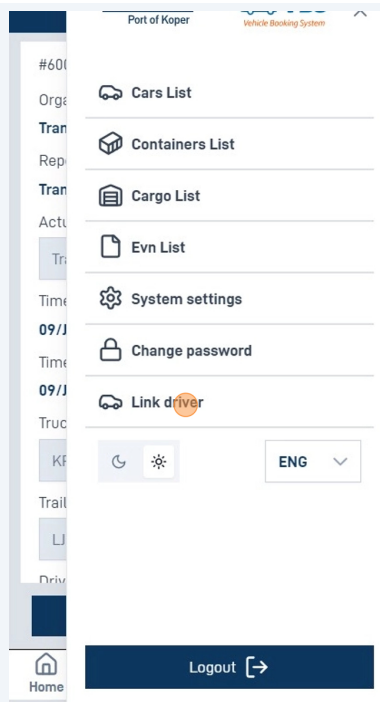
Time To
09/Jun 19:00

Truck
KP456A ▼

Trailer
LJ123B ▼

Driver

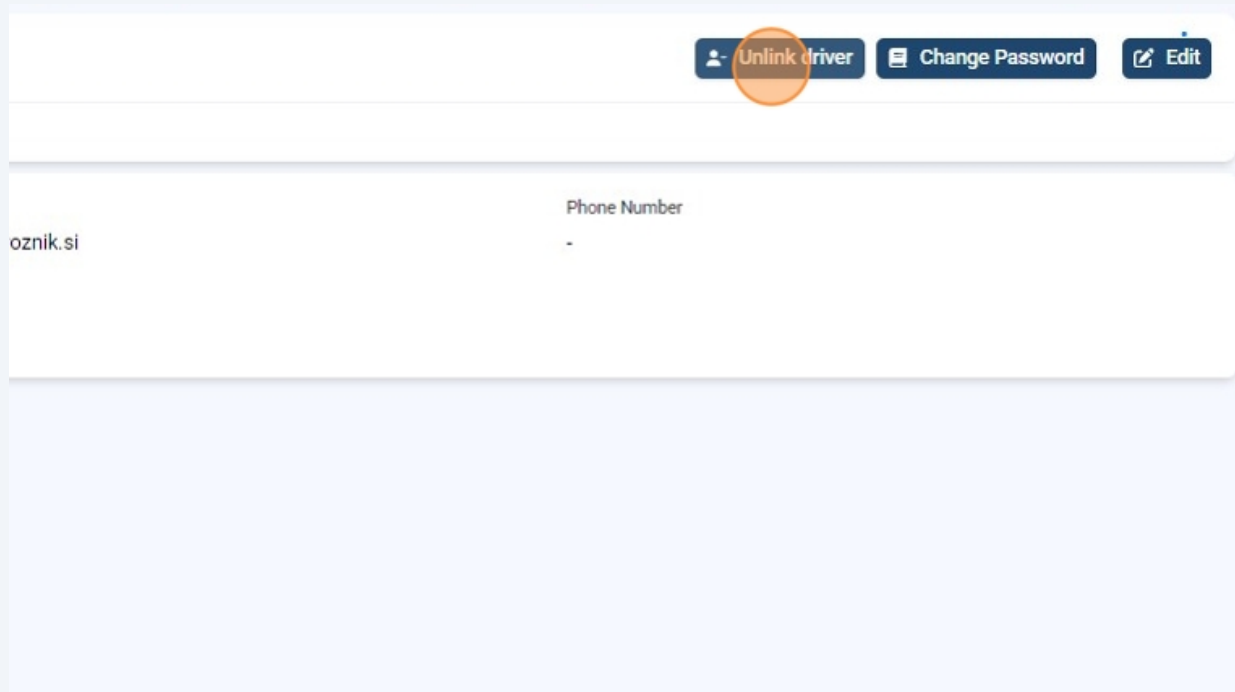
EDIT



Unlink driver

4

The driver's permit can be unlinked from the user account at any time.



The screenshot shows a user profile interface. At the top right, there are three buttons: 'Unlink driver' (highlighted with an orange circle), 'Change Password', and 'Edit'. Below these buttons is a white card containing the text 'oznik.si' on the left and 'Phone Number' followed by a hyphen '-' on the right. The background of the page is light blue.